

Process Scheduler

For Sage Accpac ERP



- ▶ Giving you peace of mind that your Data is being checked regularly.
- ▶ Automation of back-ups, loads, custom processing, day end & batch processing.
- ▶ Manage by exception & opt to receive alerts only when new errors are detected.

What is Process Scheduler?

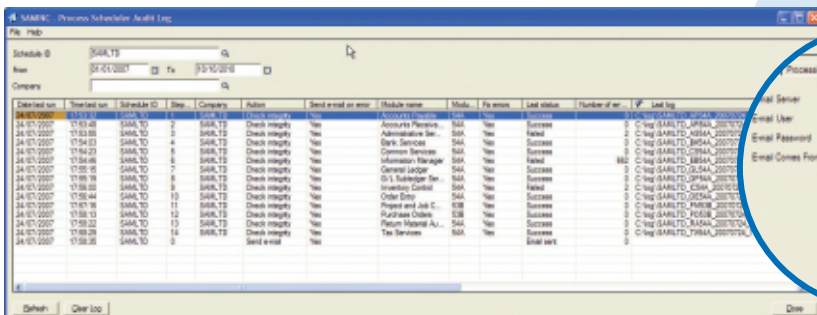
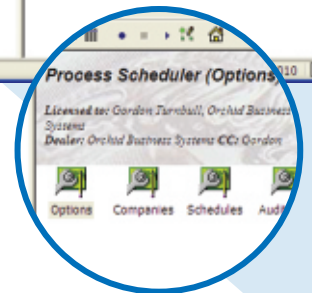
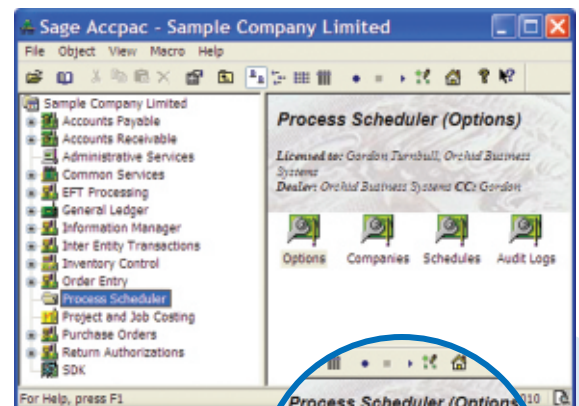
Developed by Orchid Systems, Process Scheduler enables you to schedule when your Accpac data is to be checked and maximizes system resource usage by allowing you to automatically perform the checking and processes overnight, whilst the system is not being used. Checking the integrity of your Accpac data and running processes on a regular basis has never been easier!

The Benefits of Process Scheduler:

- Mission critical business data is checked automatically.
- Peace of mind knowing that your data is being checked on a regular, recurring basis.
- Free up valuable system resources by running Day End, posting batches and running custom processes overnight.
- Be able to create and run complex schedules with no programming.
- Automate backups through Accpac's DBDump utility.
- Keep up to date test and reporting databases by loading your data into different databases overnight.
- Easy to learn and use and has the look and feel of an Accpac module.

Process Scheduler Features:

- Installs as a standard Accpac module.
- Schedule Accpac to check your data integrity unattended.
- Send alerts when new errors are detected.
- Run day end and optionally post batches.
- Automatically dump your data for backup purposes.
- Load your data for testing and reporting purposes.
- Specify which companies and which modules must be checked.
- Keep a history of the results of past integrity checks.
- Schedule custom processes and programs.
- Define logic to specify what happens next on success and failure.
- Set up multiple schedules as recurring jobs.



Process Scheduler

For Sage Accpac ERP



- ▶ Giving you peace of mind that your Data is being checked regularly.
- ▶ Automation of back-ups, loads, custom processing, day end & batch processing.
- ▶ Manage by exception & opt to receive alerts only when new errors are detected.

Process Scheduler Features:

The actions that can be selected in Process Scheduler depend upon the licensing level.

For Level 1 (Process Scheduler for Data Integrity) you can select:

- Check All modules Integrity
- Check Integrity
- Dump database
- Refresh Information Manager Cube
- Run Information Manager Report
- Optionally send email alerts (Always or Only if Errors)
- Accpac Service Pack Audit

For Level 2 (Process Scheduler for Data Integrity, Day End and Posting) you can select all level 1 actions, and also:

- Run Day End
- Post AR System Batches
- Post AP System Batches
- Post GL System Batches
- Post All System Batches
- Post AR Ready to Post Batches
- Post AP Ready to Post Batches
- Post GL Ready to Post Batches
- Post All Ready to Post Batches
- Post All AR Batches
- Post All AP Batches
- Post All GL Batches
- Post All Batches
- Post IC Receipts
- Post IC Shipments
- Post IC Adjustments
- Post IC Transfers
- Post IC Assemblies
- Post PJC Timecards
- Post PJC Equipment Usage
- Post PJC Charges
- Post PJC Costs
- Post PJC Revenue Estimates
- Post PJC Material Usage
- Post PJC Material Returns
- Post PJC Material Allocation

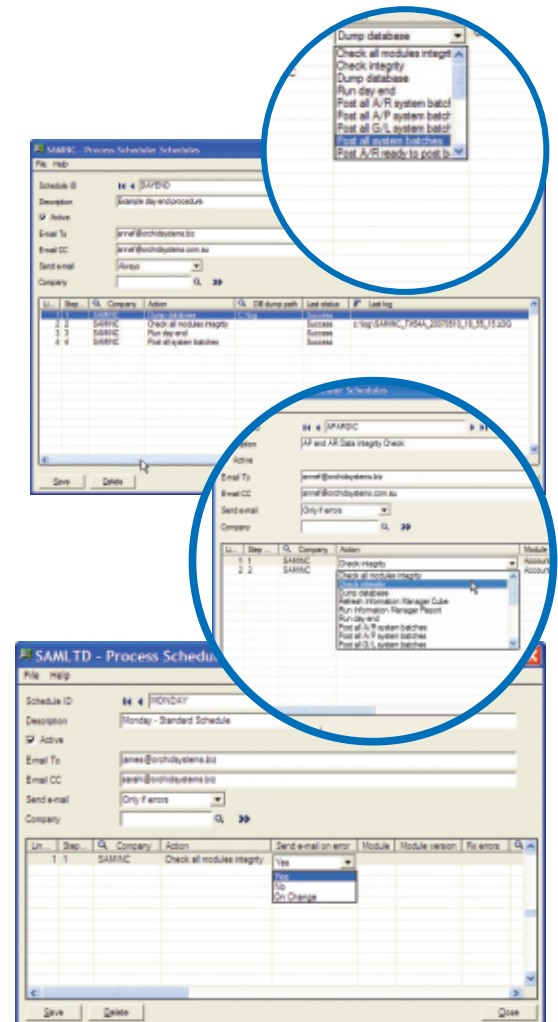
For Level 3 (Advanced Process Scheduler) you can select all Level 1 and 2 actions, and also:

- Load Database
- Copy Database
- Run Program (Wait)
- Run Program (Don't Wait)

Minimum Requirements:

Process Scheduler Version 5.5 requires Sage Accpac ERP Version 5.5 System Manager

All trademarks are registered trademarks or trademarks of their respective companies.



For further details contact your Sage Software Solution Provider...



2/273 Alfred Street, North Sydney, NSW, Australia, 2060
 Tel: +61-2-9925-0383 / Fax: +61-2-9955-3926
www.orchidsystems.biz / info@orchidsystems.biz